







2023/2024 QUARTER 1 PERFORMANCE REPORT - CAPE TOWN INTERNATIONAL CONVENTION CENTRE (CTICC)

Annexur







Well Above  Above  On target  Below  Well below  Annual Target

IDP Objective	Key Performance Indicator	2022/2023 Quarter 1			2023/2024 Quarter 1		
		Target	Actual	Status	Target	Actual	Status
Priority: Economic Growth							
1. Increased jobs and investment in the Cape Town economy	International events hosted (number)	3	3		7	10	
		Reason for Variance: On Target. Remedial Action: Maintain the momentum.			Reason for Variance: Short term international events booked during the past 9 months. Remedial Action: Maintain the momentum.		
	Total events hosted (number)	35	93		90	87	
		Reason for Variance: Well above target. All events are now able to be hosted after all Covid-19 restrictions were removed. Remedial Action: Maintain the momentum.			Reason for Variance: Less events booked due to the restrictions placed by the security services during the Netball World Cup and BRICS Ministerial events as the risk level of these events were high, meaning other events could not be held in the venues at that time. Remedial Action: The 3 events shortfall on the target is balanced by the massive revenue made from these 2 events.		
	Annual total salary cost spent on training of permanent and temporary staff (%)	0.75%	1.1%		1%	1.7%	
		Reason for Variance: Well above target. Training spent on new recruits. Remedial Action: Maintain the momentum.			Reason for Variance: Training increased due to the awarding of the required tenders. Remedial Action: Maintain the momentum.		

2023/2024 QUARTER 1 PERFORMANCE REPORT - CAPE TOWN INTERNATIONAL CONVENTION CENTRE (CTICC)

Annexur







Well Above  Above  On target  Below  Well below  Annual Target

IDP Objective	Key Performance Indicator	2022/2023 Quarter 1			2023/2024 Quarter 1		
		Target	Actual	Status	Target	Actual	Status
1. Increased jobs and investment in the Cape Town economy	Minimum aggregate score for all CTICC internal departments and external suppliers (%)	75%	86%		80%	87%	
		Reason for Variance: Well above target. Good customer service delivered by staff during events. Remedial Action: Maintain the momentum.			Reason for Variance: Good customer service provided to clients. Remedial Action: Maintain the momentum.		
	B-BBEE spend (%)	65%	89%		70%	89%	
		Reason for Variance: Well above target. Tenders issued to service providers with good BEE ratings leading to a good percentage being achieved. Remedial Action: Maintain the momentum.			Reason for Variance: Contracts issued are with suppliers holding valid BEE certificates. Remedial Action: Maintain the momentum.		
	Students employed (number)	1	1		3	18	
		Reason for Variance: On Target. Remedial Action: Maintain the momentum.			Reason for Variance: Additional culinary students appointed on a short term basis. Remedial Action: Maintain the momentum.		

2023/2024 QUARTER 1 PERFORMANCE REPORT - CAPE TOWN INTERNATIONAL CONVENTION CENTRE (CTICC)

Annexur




Well Above  Above  On target  Below  Well below  Annual Target

IDP Objective	Key Performance Indicator	2022/2023 Quarter 1			2023/2024 Quarter 1		
		Target	Actual	Status	Target	Actual	Status
1. Increased jobs and investment in the Cape Town economy	Graduates employed (number)	1	2		3	5	
		Reason for Variance: Well above target. A graduate for the Supply Chain Management department was employed earlier than anticipated.			Reason for Variance: Appointed graduates earlier than anticipated in Finance and HR.		
		Remedial Action: Maintain the momentum.			Remedial Action: Maintain the momentum.		
Priority: A Capable and Collaborative City Government							
16. A capable and collaborative city government	Employees from the EE designated groups in the three highest levels of management (%)	75%	81.8%		75%	82.0%	
		Reason for Variance: Above target .			Reason for Variance: Vacant positions filled with candidates in the designated groups.		
		Remedial Action: Maintain the momentum.			Remedial Action: Maintain the momentum.		
	Maintain five-star tourism grading through effective management of maintenance quality service delivery.	Achieve 100% of approved targets on asset maintenance plan	Achieved 100% of approved targets on asset maintenance plan		Achieve 100% of approved targets on asset maintenance plan	Achieved 100% of approved targets on asset maintenance plan	
		Reason for Variance: On Target			Reason for Variance: On Target		
Remedial Action: Maintain the momentum.			Remedial Action: Maintain the momentum.				

2023/2024 QUARTER 1 PERFORMANCE REPORT - CAPE TOWN INTERNATIONAL CONVENTION CENTRE (CTICC)

Annexur







Well Above  Above  On target  Below  Well below  Annual Target

IDP Objective	Key Performance Indicator	2022/2023 Quarter 1			2023/2024 Quarter 1		
		Target	Actual	Status	Target	Actual	Status
16. A capable and collaborative city government	Reduction in operating loss from the prior year (%)	AT	AT	AT	AT	AT	AT
		Reason for Variance: Annual target. Remedial Action: Annual target.			Reason for Variance: Annual target. Remedial Action: Annual target.		
	Achievement of annual budgeted operating profit (%)	AT	AT	AT	15%	345%	
		Reason for Variance: Annual target. Remedial Action: Annual target.			Reason for Variance: Events held achieved good returns and costs were well managed. Remedial Action: Maintain the momentum.		
	Total number of capital projects for the year completed or committed (%)	30%	62%		30%	56%	
		Reason for Variance: Well above target. Additional projects started in the quarter to be completed during the year. Remedial Action: Maintain the momentum.			Reason for Variance: Projects carried-over from 2023 were completed and current projects commenced. Remedial Action: Maintain the momentum.		

2023/2024 QUARTER 1 PERFORMANCE REPORT - CAPE TOWN INTERNATIONAL CONVENTION CENTRE (CTICC)

Annexur

Well Above  Above  On target  Below  Well below  Annual Target

IDP Objective	Key Performance Indicator	2022/2023 Quarter 1			2023/2024 Quarter 1		
		Target	Actual	Status	Target	Actual	Status
16. A capable and collaborative city government	Opinion of the Auditor-General	Submit 2021/22 AFS	Submitted 2021/22 AFS		Submit 2022/23 financial statements	Submitted 2022/23 financial statements	
		Reason for Variance: On Target Remedial Action: Maintain the momentum.			Reason for Variance: On target Remedial Action: Maintain the momentum.		
	Cash/cost coverage ratio	2 times	3 times		2.5 times	4.7 times	
		Reason for Variance: Well above target. The increase in business levels are resulting in higher revenues and consequently higher cash reserves. Remedial Action: Maintain the momentum.			Reason for Variance: Costs are well managed in the operations as well as the retention of cash generated by operations have increased. Remedial Action: Maintain the momentum.		
	Net debtors to annual income	27.3%	12.3%		18.0%	6.0%	
		Reason for Variance: Well above target. Higher revenues resulting in the debtors being a smaller %. Remedial Action: Maintain the momentum.			Reason for Variance: The debtors book is being maintained and managed daily to collect all debt. Remedial Action: Maintain the momentum.		